


# EVENING STAR QUILTERS' GUILD - THE STITCH LINE



MARCH 2021

## *A Note From the ESQG Vice-President*

We often hear the phrase, "What's old is new again." People use it to describe hair styles, clothing, whatever the latest fad might be. My daughter and I were discussing recently how it must be impossible to write a book with a story that has never been told before, or make a movie with a new idea. We, as a society have got to be running out of new ideas, because we continue to look at our past and copy it. It may have a few improvements or minor alterations, but it's basically the same idea, item, or story from the past.

One very basic thing I love about quilting is just this. No matter what we make, something similar was made before, yet with a minor adjustment to color, size, angle, or interpretation of design we can make it our own. This is not a bad thing. Not at all! We see this in our mystery quilts and workshop projects when everyone makes the same thing, but uses different fabrics, adds sashing or leaves the sashing out, puts it on point or leaves it straight on, adds a few blocks, or deletes a few blocks, or maybe cuts it four more times and rearranges the pieces. It started out as the same pattern, but now it is something totally new and totally our own creation!

With just a gander at the Quilting Vintage Facebook page, people are repurposing lace doilies, handkerchiefs, old tablecloths, cloth napkins, and old quilts into beautiful new quilts, pillows, pincushions, pictures, and more. Quilters are discovering vintage tops at garage sales and bringing them back to life. Antique tablecloths get quilted and become beautiful bedspreads. The quilt patterns they used in the past are patterns we still use today, yet someone will make a quilt using that same pattern with modern fabrics and create a quilt that looks completely different from that quilt's ancestor that was made of shirtings or dungarees, or feedsacks.

"What's old is new again." Thank goodness! I cannot imagine quilting any other way. We can only hope that in the future, the love and care that we show our antique quilts will be come alive again when someone holds up one of our quilts and enjoys how well it held together, how soft it has become from being used, and smiles at the (perhaps unknown) quilter who created it.

Keep making memories! Be safe! Be well!  
See you Tuesday, March 9th via Zoom!

Cynthia A Smith, VP, ESQG  
908.310.2466 [numbers3.cs@gmail.com](mailto:numbers3.cs@gmail.com)

---

## REMEMBER

### **THINGS TO REMEMBER FOR MARCH ZOOM MEETING:**

Log on before 7 pm to enjoy our speaker  
Bring a warm beverage  
Block of the Month  
Show & Tell - Vintage Quilts  
Wear a smile!

### **SHOW & TELL ~ Oh!! That Old Thing?**

Have you used your grandmother's hankies in a quilt? Or maybe some of her old doilies, or pieces of lace from your wedding dress in a table topper or pincushion? We want to see your vintage items repurposed into a new quilt, pillow, wall hanging or picture! Share with the guild "That Old Thing" that is now your most cherished handmade item!

### ***THE HISTORY OF THE SEWING MACHINE ~ A TALE OF INTRIGUE & ESPIONAGE!***

Terri Sontra will be our speaker at the March 9th Zoom meeting with a presentation on the History of the Sewing Machine. Terri is the head moose at Purple Moose Designs and comes to us from Colorado! Terri designs quilt patterns, hosts quilting retreats and manages her online quilt store full of unique gadgets and unusual quilt supplies. She also works as a fabric sales representative for Michael Miller Fabrics covering the Colorado and Utah territory. While she enjoys sewing on her modern machines, her favorites are her vintage machines dating prior to 1900.

Terri Sontra will be giving us an extraordinary history lesson on sewing machines revealing humorous and salacious bits of the past that brought us our beloved machines today. The program is a PowerPoint presentation along with viewing antique machines and other sewing items from her personal collection. There will be a Q&A session following her presentation, although Terri quips, "It's not polite to ask a quilter how many sewing machines she has!" Please join us via Zoom Tuesday, March 9th at 7 pm and be prepared to smile and learn a little history!

\*\*Shopping note at [www.purplemoosedesigns.com](http://www.purplemoosedesigns.com): 20% off anything and everything on her website. Use Coupon Code **EVENING20** during checkout. Code is good now through March 11, 2021.



### ***2021 HARVEST OF QUILTS SHOW***

#### ***Charity Raffle ~ Bonnie Eamigh***

Barring any knowledge to the contrary, we are attempting to move forward with our Harvest of Quilts show this fall. At the January meeting, we voted to support the Warren County



Domestic Abuse & Rape Crisis Center as our charity organization for the show. Bonnie Eamigh will coordinate the raffle table at the show for this organization.

In the past we have made purses and totes, small quilts, and various other small handmade items for this event. This year, Bonnie is requesting everyone make sets that include a table runner, 4 to 6 placemats, and possibly cloth napkins to coordinate. Having all the items similar in nature creates an easier display process, so please stay within the guidelines and start creating your sets! These items will be raffled in a tricky-tray setting, so that items can be won by anyone attending or working the show. The guild will match the proceeds up to \$500 and donate the money to the Domestic Abuse program here in Warren County.

At the meeting, there were questions regarding donations of clothing to this organization. Warren County's program is called *Wardrobe for Hope*. Clothes can be taken to a facility on Broad Street in Washington NJ by appointment. Perhaps we can work this into our show somehow as a discount for admission, but that can be determined at a later date.

#### ***Fat Quarter Basket Raffle ~ Marlene Marlowe***

Marlene Marlowe and Carol Smith will be running the small raffle table again this fall, so please start collecting fat quarters to donate to our basket. This basket is in addition to the sewing machine and light/thread that Pocono Sew and Vac offers up in place of their vendor fee.

#### ***Magazines and Books ~ Solvia Sanchez***

Solvai Sanchez will be collecting your unwanted quilt magazines and quilt books for our book sale table. Please separate your magazines by publisher and date if possible. For example, American Patchwork & Quilting, McCall's Quilting, Fons & Porter's Love of Quilting, etc., can be sorted into three separate shopping bags. Be sure to remove any labels from your books or magazines that would include your name and address.

**MORE LOOPY HISTORY FROM BALTIMORE**

In May, Jaimie Davis, of Loopy Tulip Designs, will present her lecture on *The History and Mystery of Baltimore Album Quilts*. Ever deemed as some of the most intriguing and beautiful quilts from our nation's history, Jaimie will lead us through the trials and tribulations of this awe-inspiring pattern.



Above are some of the beautiful cards made at the Stamp It Up workshop held last month with Cyndy Ponczek.

**NOW YOU SEE IT WORKSHOP WITH BRITA NELSON**

Twelve members enjoyed the workshop held February 13th with Brita Nelson in which we created disappearing 4-patch, 9-patch, and pinwheel blocks. Two of the completed quilt tops were posted to the ESQG Facebook page. Brita was a very good Zoom teacher, patient with the various skill levels our guild provides. The amount of ideas available using multiples of each one of the blocks was amazing! We look forward to seeing some of the ideas created by Brita's workshop! Thank you to everyone who participated.



Some quilts completed with disappearing blocks from the workshop on 2/13.

Above from left to right, quilts by: Sue DeCamp, Cindy Smith, Cyndy Ponczek.

Left: Sharon Kubich  
Right: Kathleen Scala




**APRIL SHOWERS BRING... BARN QUILTS?**

This may not be the traditional saying, but as quilters, we can work with that! April's meeting brings us Suzi Parron, author of Barn Quilts and the American Quilt Trail Movement (2012) and Following the Barn Quilt Trail (2016). Suzi will share her stories of traveling the various barn quilt trails which began in Ohio in 2001, when a woman decided to honor her mother with a large quilt block painted on her barn. The idea spread like wildfire throughout the mid-west and now the "clothesline" of quilts in America extends from the east coast to the west coast. If you would like to order an autographed copy of one or both of her books, you can visit her website at [www.barnquiltinfo.com](http://www.barnquiltinfo.com). If you are interested in following the Warren County Barn Quilt Trail, a brochure is available at [www.njbarnquilts.com](http://www.njbarnquilts.com).

***MYSTERY QUILT CLUES CONTINUE***

The next step for the Mystery Quilt was issued February 28th. Participants will be finishing up with the HST's created back in November, adding rectangles, and creating hourglass blocks in March. Be sure to let Leana know when you complete these steps. If you finish before Spring arrives, you will be in the drawing for the next prize! Congratulations to Bonnie Eamigh, winner of the January drawing!!



And  
the  
Winner  
is...

**CONGRATULATIONS TO CYNDY PONCZEK!**

Cyndy Ponczek was our winner of the February Block of the Month, the Hunters Star and Four-Patch blocks. 21 members participated in February's BOM. What an amazing number of blocks! As it turned out, the total included 10 A Blocks and 11 B Blocks, so just by chance she has an equal amount of each. Sharon Rehrig forwarded a picture of the completed quilt top to Cyndy to help her sort through the A and B Blocks she received from members. If you have not already mailed your block, please do so as soon as possible. Cyndy is anxious to get started on her quilt!

**COMMUNITY PROJECTS**

Thank You to All who continue to donate pillowcases and port pillows on behalf of our Guild. I am hoping that we have a good amount to share by our May meeting. Peggy Schaedel has graciously offered to take some of our donations to Newton Medical Center. When you have some ready to donate, please let me know and I will coordinate with Peggy for pick up and/or delivery. I will continue to deliver donations to St. Luke's Children's unit in Bethlehem. We, as a Guild, will be making fleece bag/blankets for The Children's Home of Easton again this year. Now is the perfect time to buy fleece on sale. If you choose to buy the fleece as a donation, we have friends willing to tie them up for us. Again, please let me know.

Remember that there will be a drawing for a gift for one of you in May. I have been doing my best to keep track of all of your hard work. However, I am human, so feel free to drop me a text or email ([jzeitler@gmail.com](mailto:jzeitler@gmail.com)), as a gentle reminder of your wonderful donations and I will mark the list accordingly - Thank You.

Again, I am sew proud of what we do as the Evening Star Quilters and Thank You all from the bottom of my heart.


Piece Out,

Judy

~ Contributed by Judy Zeitler

**2021 RAFFLE QUILT**

The blue and yellow Crossroads Quilt is still waiting patiently for it's chance to shine. The queen-size quilt has been completed since early 2020, but was put on hold due to COVID 19. If we can fire back up again this year, this quilt will be our raffle quilt for December 2021. Thinking back on how much trouble this quilt gave us initially and the fact that the Crossroads is typically the place where you sell your soul to the devil, this quilt should be the poster child for 2020 and 2021.



**BLOCK OF THE MONTH ~ DOUBLE STAR**

The March Block of the Month is the Double Star. It is an assortment of 2 1/2" HSTs and squares which produce an incredible bursting star when assembled together. Please do your best work. After you complete your block, if you wish to be included in the drawing, please notify Cindy Smith ([numbers3.cs@gmail.com](mailto:numbers3.cs@gmail.com) or text 908-310-2466) to be added to the list. If you have any questions about the instructions, please contact Sharon Rehrig at [timelystitches1947@gmail.com](mailto:timelystitches1947@gmail.com). Thank you for participating and Good Luck!



**SUNSHINE COMMITTEE REPORTS**

Marlene Marlowe gave us another little scare this month, but is doing well with her new pacemaker. Hopefully this will keep her heart beat a bit more regular. Marlene will be our new "Piecemaker with a Pacemaker!"

Celebrating their birthdays in March:

- 3/3 Kathleen Scala
- 3/3 Loretta Tapp
- 3/4 Solvai Sanchez
- 3/23 Bonnie Eamigh
- 3/31 Cindy Ponczek



**NOMINATING COMMITTEE NEEDED**

That time of year is quickly approaching to create our Nominating Committee in order to have a slate of officers for the new guild year, which starts August 1st. If you are interested in holding a position, please check the By-laws for a brief description of that office, ask the current officer in that position, or just let a friend know you want to throw your hat into the ring. We need officers. Sharon Kubich has once again run her two year term limit, so a new president must be nominated. Please consider a position, or at least consider being on the nominating committee. According to the By-laws, we must have a committee in place by the April meeting.

**FUSION OF FEEDBACK, PLEASE**

Our Vice-President attended *three* sessions of the Global Quit Connection roundtables recently and has numerous ideas for speakers and workshops for the upcoming guild year. We are currently looking at the following presenters:

- Meg Cox: International Quilt Museum (Nebraska) (lecture)
- Tina Craig: English Paper Piecing vs Foundation Paper Piecing (lecture & workshop)
- Mel Beach: Free Motion Quilting on your domestic machine (workshop)
- Karen Combs: Quilts of Illusion (lecture & workshop)
- Candy Grisham: Dresden Quilts Re-imagined (lecture & workshop)
- Lisa Sheppard Stewart: African fabric string quilts (lecture & workshop ~ includes jelly roll of African prints)
- Julie Silber (Appraiser & Collector): Antique Quilts (lecture)
- Ann Shaw: Photos to Quilts (lecture & workshop)

Provided we have the funds to continue to bring in speakers and/or offer workshops, what interests you? What would you like to learn? Please review our list of possibilities and send your selections or ideas to Cindy Smith at [numbers3.cs@gmail.com](mailto:numbers3.cs@gmail.com)

**Guild Officers  
2020/2021 Guild Year**

- |  |                                   |
|--|-----------------------------------|
| <b>President</b><br>Sharon Kubich      | <b>Treasurer</b><br>Sue DeCamp    |
| <b>Vice President</b><br>Cynthia Smith | <b>Bylaws/Historian</b><br>Vacant |
| <b>Secretary</b><br>Carol A. Smith     |                                   |

**BOARD MEETINGS SLATED**  
Upcoming board meeting dates:  
March 2  
June 1

All meetings are at 6:30 pm and currently planned as Zoom meetings.  
All members are welcome to attend.  
Committee Chairpersons are encouraged to attend. Please mark your calendars.

**WE'RE ON THE  
WEB:  
HTTP://  
ESQG.COM/**

**Email:**  
[president@esqg.com](mailto:president@esqg.com)  
PO Box 253  
Belvidere, NJ 07823-0253