


EVENING STAR QUILTERS GUILD - THE STITCH LINE



FEBRUARY, 2018 - Volume 2

A Note From the ESQG President

Dear Evening Star Quilt Guild members,

"If you ever need a helping hand, you will find one at the end of each of your arms."

I don't know who said this, but it is quite true, isn't it? I am so proud of our guild and the amount of enthusiasm and support each and every member has shown towards our many charitable projects this year! It is humbling to witness such giving hearts from so many people.

At our recent workshop, I was worried when I first arrived and only three people were there, including myself... but, slowly people arrived, brought friends, and worked, and chatted, and worked, and we created 46 pet beds in the span of about five hours! It was fun and exciting to see the finished products. Thank you to all who attended to lend a helping hand.

Now we need help with hand-quilting the Kutztown Quilt. Please review the times Theresa provides for us to go to her home and quilt this beautiful quilt. I realize there are fewer and fewer hand-quilters out there, so those of you that can, need to do this. It not only will get the guild noticed in the area, but you will feel the excitement of knowing you played a vital role in creating this magnificent quilt which we hope will be judged and sold. Thank you to all who have helped with this monumental project. Let's keep the effort in forward motion!

Also another big thank you to Leana McCutcheon for stepping in for Marlene to run the Mystery Quilt workshop February 3rd, and to Audrey Planer for being on hand to un-sew and iron. Kudos to you both for a job well done! The mystery will be revealed to the guild at the February meeting (those of you who finished the top, please bring them in to show) so you can see how beautiful they are and how many different color variations we had. Marlene will be sent pictures so she can see what we created.

Thank you everyone for helping out in so many ways this year. As we grow older, we discover that we have two hands; one for helping ourselves, and one for helping others. Thank you from the bottom of our hearts!

Cynthia A. Smith
President, ESQG

REMEMBER

THINGS TO BRING TO THE FEBRUARY MEETING:

- Pet beds and supplies
- Redwork quilts/Wool projects for Show and Tell
- Mystery quilt tops
- Placemats for Easter (due in March/bring in anytime)
- Pillowcases for the Veterans (anytime)
- Jacob's Ladder completed blocks or uncompleted kits
- Block of the Month - Pudding and Pie block
- Quilts of Valor - Star Block of your choice
- Row Quilt box for exchange if you are participating
- Helping hands and happy smiles!

Show and Tell for February- Sweetheart Deals

After viewing those wonderful demos in January, let's see who has tried their hand at these two techniques - Redwork (for you sweethearts) and Wool (for you soft and cozy lovers). Bring in your favorite finished or not-so-favorite unfinished projects using one of these techniques! Can't wait to see what's out there!!

Quilt of Valor Blocks

Be your own star! This month Rich has asked us to create our own 12" star block using any star pattern we choose. Feel free to use patterns he has given to us previously, or use one of your own. Please keep with the red, white, and blue color scheme; but let's see how many stars we can find!

Block of the Month

At last month's guild meeting one of our newest members, Sandra Kirste, won a set of 30's blocks; Jayne Bodolsky also won a set. As we continue on with the 30s reproduction fabrics, this month's block is the Pudding and Pie block. Bring your block in and take a chance to win enough to make a quilt top! If you need directions, please contact Irene or Audrey.

Inch by Inch, Row by Row

The Row quilts are making their rounds. If you're participating, don't forget to exchange your box at the meeting. Keep up the great work! Each one is an amazing creation of the talents in our guild. Wait till you see these quilts!!

Community Projects

There are still eight blocks missing from the HIC quilt. If you picked up a kit to make two blocks for this quilt, please make them and turn them in as soon as possible. The kits included nine black squares and one purple square of fabric. Please use these and add your own brights to complete the blocks. Blocks were due to Theresa at the January meeting, but if you took a kit, and were unable to complete it, please bring it to the Tuesday guild meeting and return it to Theresa Thank you to all who contributed!

Kutztown Quilt

The Kutztown Quilt has been basted and is ready for hand quilting! If you are a hand quilter, please join us at Theresa's home to get our quilt ready for Kutztown! Theresa will be notifying us of dates and times when you can come to quilt shortly. Stay for an hour or two or stay all day...whatever you can handle... we need the help!

Charity Projects

Our charities coming up include placemats for Easter or spring, and pillowcases for the veterans. These items will be collected by Natalie D'Aiello and can be brought in at any time. Please make as many as you can since we are finding a greater need for these items.

Ways and Means and Quilty Box Winners

Sue DeCamp won \$25 from the Ways & Means 50/50 drawing; Pat Howlin won the Quilty Box.

Victorian Days Return!

September 8 & 9, will see Belvidere alive again with Victorian Days! The Belvidere Community Round Table is coordinating liaisons from various groups and will be meeting the fourth Wednesday of each month now through August. Bonnie Eamigh attended the meeting on January 30 at the Hotel Belvidere to get some insight into the project and will share her report with the Guild at the February meeting. Thank you Bonnie for attending that meeting!



Many hands made light work when basting this HUGE quilt destined for the Kutztown Folk Festival this July. The quilt was set up for basting at a recent quilt retreat and lots of ladies stepped up to help out when a request for assistance went out. This also made some of the Kutztown Quilt Committee members, Theresa and Kathleen, very happy. The basting was completed within about an hour. A HUGE THANK YOU goes out to all the basting volunteers!!


The Buzz on Bucklebee

The feature program at February's Guild meeting will be presented by the owner of Bucklebee Bags. This woman is amazing and will get you so excited about new tools and techniques to make your quilting life easier. Her lecture on Tuesday will be followed by a workshop on Saturday, February 17, at St. John's Church in Hope, NJ. The workshop is \$40 with lunch provided. Please sign up as soon as possible, as space is limited to 20 people. You will be making the large handbag using the new cork fabric. Bucklebees will supply the hardware for the handbag. A list of supplies is available when you sign up. Please see Irene Compton or Audrey Planer for further information.

Future Programs:

Artists Among Us - The March 13th Guild meeting will feature four of our members: Lorraine Hare, Solvai Sanchez, Pat Howlin, and Leana McCutcheon. Come join us for an entertaining and educational evening!

Victorian Stripper - You won't want to miss this presentation! Bring your friends and your dollar bills!!...well, maybe... Plans are still in the works to possibly bring in another Quirky Quilter style event for the May meeting. Stay tuned.



Celebrating their birthdays in February are:

2/17 Rich Danner

2/28 Coleen Groenendaal

The February date for *Stitches in Hope* was listed as February 17. Since the **Bucklebee Workshop** is being held that day, there will be no Saturday *Stitches in Hope* this month. The next date will be March 17, when we will be working on pillowcases for the veterans home. As always, Saturday *Stitches in Hope* is available for open sewing or to get help from fellow quilters.

Pet Beds and Supplies

Dixie Sutton presented information on our new charity this year, Father John's Animal House in Lafayette, NJ. Father John's is a non-profit organization that participated in a network of rescue programs that responded to calls of help to save animals in Texas and Florida during the recent hurricanes. They are also partnered with People for Animals to provide low cost medical procedures for animals in our area. Father John's hosts several annual fund-raising events, including Tails and Trails at Camp Nejedra, as well as an annual beefsteak dinner, and they provide senior dogs and cats to loving homes in their Still a Best Friend Program.

The three different bed sizes are: 14" x 18"; 18" x 24" and 24" x 36". You can fold the edges and stitch or use binding, your preference.


A list of supplies that can be donated instead of, or in addition to the beds, includes: canned dog and cat foods, non-clumping litter, liquid dish detergent, liquid laundry detergent, bleach, paper towels, tall kitchen garbage bags, Clorox moist wipes (**Not** Lysol), cat toys (**no** feathers), and dog toys (hard rubber chew types). Donated items will be collected by Dixie at the February Guild meeting.



On January 13th, 46 pet beds and blankets for furry friends in need were created at *Stitches in Hope*. Then, ladies attending a quilt retreat at the end of Jan. made 10 more, so as of this printing, a total of 56 pet beds are ready to be donated. If you have any that you've made, please bring to the February 13 Guild meeting.



Cindy & Theresa were busy, busy, busy making pet beds.



Carol's finishing up a dog bed.



Jan Wargo was busy ironing some pretty fabulous fabric for a dog bed!



Sue and her grand-daughters were quite busy. The girls made six pet beds... Sue, not so many... she was a little busy with the girls!

Delightful Demonstrations

Those of you who missed the January meeting missed two wonderful demonstrations prepared by Solvai Sanchez and Pat Howlin. Solvai presented her *Redwork* program, which included some history of the craft and samples of her work. She handed out bits of fabric along with needle and floss so that all of us could try our hand at this technique.

Pat Howlin presented her *Making Felt with Wool* program and encouraged everyone to give it a try. Most of us have already made baby sweaters out of someone's wool sweater, so we get the idea. Pat looks for wools in flea markets and second hand stores and reduces them to usable pieces of felt and incorporates them in her beautiful penny rugs.

Thank you to both ladies for the time and effort put into preparing and demonstrating these unique skills. The program was truly delightful.

Saturday Stitches in Hope at St. John's Church

If you would like to *sit, sew, and socialize*, our *Saturday Stitches in Hope* dates are as follows:



March 17, 2018 - pillowcases for veterans or open-sew

April 14, 2018

May 12, 2018

All members are invited to attend. These Saturdays are for open sewing, or may be used for working on guild charity projects. All of them are held at St. John's United Methodist Church in Hope, NJ from 9 am to 3 pm.

Bring a lunch unless instructed otherwise. Mark your calendars, and join in the fun!



Mystery Solved!


On February 3rd nine guild members sewed their little hearts out to discover the mystery Marlene started back in September! With only three fabrics, each participant created a beautiful quilt top in one day, sort of... there was some pre-cutting and pre-piecing going on in the background leading up to the Saturday workshop, but we were ready! We had blues, reds & greens, purples, bold colors, soft colors, you name it, we had it.

Leana coordinated the instructions since Marlene is convalescing, and Audrey was available to un-sew, rip-rammand, and iron in order to keep the projects moving. By 3 pm, we had three completed quilt tops: Theresa Schoonover won pickles for first place, Cindy Smith won the leftover Ferrero Rocher chocolates for second place, and Margaret Grande won the white bread award for third place! Who knew we'd have prizes?


What a great day, great project, great lunch, and all with great friends! Thank you Marlene, Leana, and Audrey!

A Quilter's Oath

All quilters start out as beginners.
No one is born knowing how.
But all who would be good quilters
Should make this solemn vow:




I will buy only quality fabrics.
I will keep clean my sewing machine.
I will help my fellow quilters
Be they eighty or seventeen.




I will carefully follow directions
That I am given in class
So that what I'm trying to make
Will truly come to pass.


I will try never to feel guilty
About my stash or my UFOs:
These are part of the quilting mystique
As every quilter knows.



Above all, I will embrace
The joys that quilting imparts
Of friendship, fun and sharing
That cheers and fills our hearts.



And when I'm no more a beginner
I won't hold in disdain
Those who know less than I do--
Who knows what heights they may attain?



Author Unknown

The next ESQG Board Meeting will be **Tuesday, March 6, at 6:30 pm** at Dixie Sutton's home. All Guild members are welcome to attend.

Bad Weather Reminder:

In the event of bad weather, please check your email or the Belvidere High School website. If the High School is closed that day, our meeting is cancelled as well. Notification will be sent out to everyone as soon as possible in the event of a cancellation.



MARCH 21 – 24, 2018
WED. – FRI., 9 AM–6 PM,
SAT., 9 AM – 4 PM

Lancaster County Convention Ctr.
 25 South Queen Street
 Lancaster, PA 17603

Advance admission is available up to 30 days before the show.

Daily Admission:

Member: \$10.08/Retail \$12.60

Two-day Admission:

Member: \$18/Retail \$23

Multi-day Admission:

Member: \$23/Retail \$32

Click here to see workshops available during the week:

<http://www.quiltweek.com/home/workshops/lancaster-workshops/>

Visit [https://](https://www.americanquilter.com/promos/join_aqs/)

www.americanquilter.com/promos/join_aqs/ to become an AQS member.

“Quilting Cousins Quilt Retreat” has openings at the **April 5 – 8, 2018** retreat being held at St. Francis Retreat House in Easton, PA. Please call Sharon Kubich at 908-343-9031 for pricing and availability.

A Day in New York City March 27, 2018

Sponsored by Tapestry

- Round trip transportation via DeCamp motor coach
 - Pick-up's at Audrey's Barn 3 Kostenbader RD, Hope, NJ at 8:00 am
 - Pick-up's at Rosemary's residence 695 Belvidere Rd. Phillipsburg, NJ at 8:30 am
- Visit Downton Abbey THE EXHIBITION. Experience the History - The Fashion - The House. The Exhibition, based on the beloved television show, transports you to post Edwardian England, where the characters and the iconic house come to life. You'll be immersed in the fascinating social history, culture, and some of the most memorable moments from the show's six-season run. **Deadline for signing up for the trip is February 18, 2018.**
- Shop the Garment District and enjoy an early dinner at Eataly's.

Cost Per Tapestry Member: \$35.00.00 Non-refundable
Cost Per Non-Tapestry Member: \$75.00 Non-refundable
Downton Abbey THE EXHIBITION tour ticket is included

Contact:

Rosemary McGuinness at mcguinnessrosemary@yahoo.com

Kathy Daniels at kathleen.b.daniels@comcast.net

Checks should be written out to Kathy Daniels c/o Tapestry.

The Colonial Quilters Guild proudly presents

QUILTFEST 2018

Saturday, May 5 & Sunday, May 6
 10am - 4pm

Charles Chrin Community Center
 4100 Green Pond Road
 Palmer Township, PA 18045

Saturday, May 5 at 1pm
“Quilting Project Runway Show”
 Presented by Eleanor Levie

Vendor Mall | Book Nook | Tricky Tray
 Quilt Raffle | Boutique | Quilts for Sale
 Colonial Guild Café | Door Prizes

ADMISSION \$8 A DAY

www.colonialquilters.org

Questions - email: show@colonialquilters.org

A portion of the Proceeds will benefit Northampton County Meals on Wheels



Raffle Quilt: Star of Bethlehem

Permission to use design was given by Edyta Sitar

Northampton County Raffle Lic. #17-00147

Guild Officers 2017/2018 Guild Year

President

[Cynthia Smith](#)

Treasurer

[Dixie Sutton](#)

Vice President

[Irene Compton](#)

Bylaws/Historian

[Rich Danner](#)

Secretary

[Carol A. Smith](#)

PO Box 253

Belvidere, NJ 07823-0253

Email:

president@esqg.com

WE'RE ON THE

WEB:

HTTP://

ESQG.COM/